



## Slurry Pumps NTC series


It is suitable to pump both bovine and pig slurry and it could be installed on fixed equipment and self-propelled sprinklers, where medium/high heads are required.


The pump is outfit of a oil-bath gear multiplier, with impeller shaft supported by roller-type cone-shaped bearing; electrowelded support and suction structure; spheroidal cast iron hydraulic unit.

The shaft rotor has the chromium-plated seal only in the working area; the seal is of lubricated mechanic and rotating type. 6-paddled open impeller. The NTC series has also been designed to be installed on endothermic motors.

	Impeller revs. revs.min.	Capacity Lt/min.	Prevalence Mt.	Absorbed Power KW	
<b>NTC 100 E</b> 6-paddled open impeller  Nominal power range from: 50 to 100 Hp 37 to 75 KW	3.200	800	71	26	
		1.000	70	28	
		1.200	69	30	
		1.400	67	32	
		1.600	66	34	
		1.800	65	36	
	2.000	64	40		
	3.500	800	86	33	
		1.000	85	35	
		1.200	83	37	
		1.400	81	40	
		1.600	80	42	
		1.800	79	45	
	2.000	77	48.5		
	3.800	800	102	42	
		1.000	100	44	
		1.200	98	47	
		1.400	96	51	
1.600		95	54		
1.800		94	57		
2.000	92	60			

	Impeller revs. revs.min.	Capacity Lt/min.	Prevalence Mt.	Absorbed Power KW	
<b>NTC 125 E</b> 6-paddled open impeller  Nominal power range from: 80 to 130 Hp 60 to 95 KW	2.500	1.000	65	28	
		1.250	63	29	
		1.500	62	33	
		1.750	61	35	
		2.000	60	37	
		2.250	59	39	
	2.500	58	42		
	2.700	1.000	77	33	
		1.250	76	36	
		1.500	75	39	
		1.750	73	41	
		2.000	72	44	
		2.250	71	47	
	2.500	70	49		
	2.900	1.000	90	43	
		1.250	89	46	
		1.500	88	50	
		1.750	86	54	
2.000		85	57		
2.250		84	59		
2.500	83	62.5			


<b>FRTC 94/35</b>	Impeller revs. revs.min.	Capacity Lt/min.	Prevalence Mt.	Absorbed Power KW	
6-paddled open impeller	2.000	1.500	87	36	
		1.750	83	41	
		2.000	80	48	
		2.250	77	50	
		2.500	75	52	
		2.750	73	53	
		3.000	67	57	
Nominal power range from: 80 to 150 Hp 60 to 110 KW	2.500	3.250	58	61	
		1.500	141	59	
		1.750	138	69	
		2.000	135	75	
		2.250	134	79	
		2.500	128	88	
		2.750	126	92	
3.000	125	98			
3.250	120	103			


<b>FRTC 18</b>	Impeller revs. revs.min.	Capacity Lt/min.	Prevalence Mt.	Absorbed Power KW	
6-paddled open impeller	2.000	2.000	88	60	
		4.000	87	83	
		5.000	80	99	
Nominal power range from: 110 a 200 Hp	2.200	2.000	108	75	
		4.000	100	100	
		5.000	99	120	


### Slurry pumps FRT K series outfit of shredder


**I**Suitable to pump slurry, particularly the bovine one.


It is used on fixed equipment and self-propelled sprinklers, where medium/high heads are required; the shredder is also provided.

<b>NTC 100 E K</b> 6-paddled open impeller	Impeller revs. revs.min.	Capacity Lt/min.	Prevalence Mt.	Absorbed Power KW	
	3.200	800	70	34	
1.000		69	36		
1.200		68	38		
1.400		66	41		
1.600		65	43		
1.800		63	45		
3.500	2.000	60	45		
	800	85	44		
	1.000	83	46		
	1.200	81	49		
	1.400	80	51		
	1.600	78	53		
3.800	1.800	77	55		
	2.000	75	54		
	800	101	56		
	1.000	99	59		
	1.200	97	61		
	1.400	95	64		
	1.600	92	67		
	1.800	91	69		
	2.000	89	62		

<b>NTC 125 E K</b> 6-paddled open impeller	Impeller revs. revs.min.	Capacity Lt/min.	Prevalence Mt.	Absorbed Power KW	
	2.500	1.000	62	33	
1.250		61	36.5		
1.500		59	39		
1.750		58	41		
2.000		57	44		
2.250		56	46		
2.700	2.500	55	47.5		
	1.000	74	44		
	1.250	72	47		
	1.500	71	51		
	1.750	70	53		
	2.000	69	55		
2.900	2.250	68	57		
	2.500	66	61		
	1.000	87	54		
	1.250	86	56.5		
	1.500	85	60		
	1.750	83	62		
	2.000	81	64		
	2.250	80	68		
	2.500	80	72		

FRTC 94/40 K 3-or 6 paddled open impeller  Nominal power range from: 80 to 150 Hp 60 to 110 KW	Impeller revs. revs.min.	Capacity Lt/min.	Prevalence Mt.	Absorbed Power KW	
	2.000	1.500 1.750 2.000 2.250 2.500 2.750 3.000	73 71 69 65 61 57 51	34 37 40 43 47 52 55	
2.500	1.500 1.750 2.000 2.250 2.500 2.750 3.000	118 117 116 112 108 104 95	58 64 70 74 79 87 94		

FRTCK 18 6 paddled open impeller  Nominal power range from: 110 a 200 Hp	Giri girante giri/min.	Portata Lt/min.	Prevalenza Mt.	Potenza assorbita KW	
	2.000	2.000 4.000 5.000	87 86 79	60 83 99	
2.200	2.000 4.000 5.000	103 98 95	78 103 121		

<p><b>SAE bell housing 3-4 for NTC 100, NTC 120 SPECIAL, NTC F82/2, NTC F82/2 SPECIAL, F10/2, NTC 125, NTC 125/150 G15, FRTC 94/35, FRTCK 18 series</b></p>	
---	---

DATA OBTAINED FROM TESTS CARRIED OUT IN WATER BY THE MACHINE LABORATORY OF THE ENGINEERING FACULTY OF BOLOGNA UNIVERSITY